

EUROLINE 90

MULTI SLIDE PATIO DOOR SYSTEM

The Euroline 90 Multi Slide Patio Door System comes with a severe weather performance created using full weather stripping, strong aluminium profiles and a "state of the art" polyamide thermal barrier.

Joedan is a specialist designer and supplier of aluminium door, window and conservatory systems for the building industry.



BENEFITS

- ◆ All panels can be sliding
- ◆ Sliding panels can be "inline" or "stacking"
- ◆ Sizes up to 6.3m wide and 2.4m high
- ◆ Slim profiles maximise the glass area
- ◆ 2, 3, 4 and 6 panel options
- ◆ Fixed panels can be included
- ◆ High security, multi-point locking
- ◆ High gloss white as standard, all RAL colours and dual colours also available
- ◆ "Excellent" thermal performance
- ◆ Document L compliant
- ◆ Severe weather performance
- ◆ 24mm double glazed
- ◆ Internally beaded for high security

Joedan Manufacturing (UK) Ltd

**Unit 3, Joedan Park
Northway Gate
Ashchurch
Tewkesbury
Glos
GL20 8JP**

Tel: 01684 274000

Fax: 01684 274200

Email: windows@joedan.co.uk



COMPOSITION

Extruded aluminium to BS 1474:1987, specification 6060 to Uni 9006/1. Aluminium profile dimensional tolerances to 1/2 Uni 3879.

Insulating material is polyamide 6.6 to tolerances DIN 7863 to dimensional tolerances DIN 7715/3 E1E2.

SECURITY AND SAFETY

Strong multi point locks and internal glazing come as standard. Hook locks are also available as an option.

FINISH

Polyester powder coating to BS6496:1991. Syntha pulvin or interpon processes are used with rigorous quality control.

Full gloss white is available as standard and full range of RAL, BS or metallic colours are optionally available.

Please refer to Heritage range of colours.

GLAZING

Beads are applied internally for maximum security. The system accommodates 24mm glazing.



PERFORMANCE

Air permeability, watertightness and wind resistance to DIN 180555. Thermal insulation conforms to Part L and to DIN 4108.

MAINTENANCE

Thorough cleaning and light lubrication of working parts is recommended twice yearly using Vaseline, silicone or acid free oil. Mild soap solution can be used to wash windows generally to maintain the finished appearance.

VENTILATION

Trickle vents can be fitted upon request, either built into the frames or within glazed areas.

CONSTRUCTION

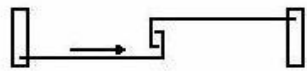
All corners of outer frame and sliding panels are created using mitred profiles. Profiles are joined using pins and cleats and all joints are silicone sealed.

LIMITATIONS

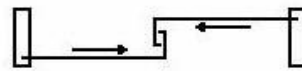
Max door width 6300mm
Max door height 2400mm
Max panel weight 150kg

For sizes outside the above, please contact our Technical Department.

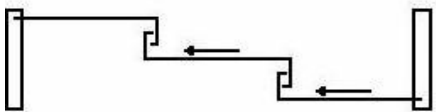
MULTI SLIDE PATIO DOOR: DESIGN CONFIGURATIONS



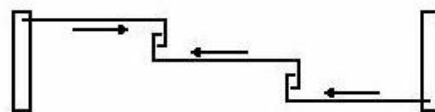
2 PANEL - 1 SLIDING, 1 FIXED *



2 PANEL - BOTH SLIDING *



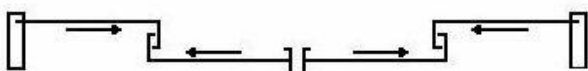
3 PANEL - 2 SLIDING, 1 FIXED **



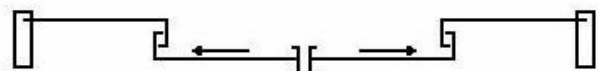
3 PANEL - ALL SLIDING **



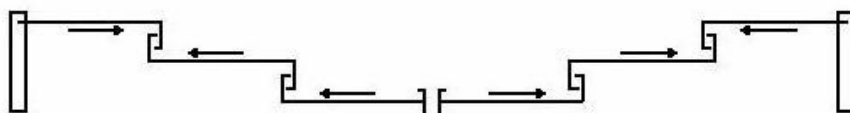
3 PANEL - 2 SLIDING, CENTRE FIXED *



4 PANEL - ALL SLIDING *



4 PANEL - 2 SLIDING, 2 FIXED *



6 PANEL - ALL SLIDING **

* 90mm outer frame depth
** 142mm outer frame depth